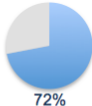




U.S. Adult Drinking Patterns

WHAT'S YOUR DRINKING PATTERN?	HOW COMMON IS THIS PATTERN?	HOW COMMON ARE ALCOHOL DISORDERS WITH THIS PATTERN?	WHAT ARE SOME POTENTIAL CONSEQUENCES OF THIS PATTERN?
<p>Based on the following limits – number of drinks: In a typical WEEK – No more than 14 (men) or 7 (women) - and - On any DAY – Never more than 4 (men) or 3 (women)</p>	<p>Percentage of U.S. adults aged 18 or older</p>	<p>Combined prevalence of alcohol use disorders</p>	<p>Consequences found at significantly higher rates</p>
<p>Never exceed the daily or weekly limits (2 out of 3 people in this group abstain or drink fewer than 12 drinks a year)</p>	 <p>72%</p>	<p>fewer than 1 in 100</p>	<p>none</p>
<p>Exceed only the daily limit (More than 8 out of 10 in this group exceed the daily limit less than once a week)</p>	 <p>16%</p>	<p>1 in 5</p>	<p>accidents, family problems, work problems, education problems, financial problems</p>
<p>Exceed both daily and weekly limits (8 out of 10 in this group exceed the daily limit once a week or more)</p>	 <p>10%</p>	<p>almost 1 in 2</p>	<p>above plus liver damage, gastrointestinal disease, high blood pressure, and cancer</p>

*Adapted from NIAAA Clinician's Guide

CUTTING BACK WORKSHEET

Small changes can make a big difference in reducing your chances of having alcohol-related problems. Here are some strategies to try. Check off some to try the first week, and add some others the next.

◦ KEEPING TRACK

Keep track of how much you drink. Find a way that works for you, such as a 3x5" card in your wallet, check marks on a calendar, or personal digital assistant. If you make a note of each drink before you drink it, this will help you slow down when needed.

◦ COUNTING AND MEASURING

Know the standard drink sizes so you can count your drinks accurately (see back page). One standard drink is 12 ounces of beer, 8-9 ounces of malt liquor, 5 ounces of table wine, or 1.5 ounces of 80-proof spirits. Measure drinks at home. Away from home, especially with mixed drinks, it can be hard to keep track and at times you may be getting more alcohol than you think. With wine, you may need to ask the host or server not to "top off" a partially filled glass.

◦ SETTING GOALS

Decide how many days a week you want to drink and how many drinks you'll have on those days. It's a good idea to have some days when you don't drink. Drinking within the limits below reduces the chances of having an alcohol use disorder and related health problems.

For healthy **men up to age 65**—

- No more than **4** drinks in a **day** AND
- No more than **14** drinks in a **week**

For healthy **women** (and healthy **men over age 65**) —

- No more than **3** drinks in a **day** AND
- No more than **7** drinks in a **week**

Depending on your health status, your doctor may advise you to drink less or abstain.

◦ PACING AND SPACING

When you do drink, pace yourself. Sip slowly. Have no more than one drink with alcohol per hour. Alternate "drink spacers" — non-alcoholic drinks such as water, soda, juice — with drinks containing alcohol

◦ INCLUDING FOOD

Don't drink on an empty stomach — have some food so the alcohol will be absorbed more slowly in your system.

◦ AVOIDING "TRIGGERS"

What triggers your urge to drink? If certain people or places make you drink even when you don't want to, try to avoid them. If certain activities, times of day, or feelings trigger the urge, plan what you'll do instead of drinking. If drinking at home is a problem, keep little or no alcohol there.

◦ PLANNING TO HANDLE URGES

When an urge hits, consider these options: Remind yourself of your reasons for changing. Or talk it through with someone you trust. Or get involved with a healthy, distracting activity. Or "urge surf" — instead of fighting the feelings, accept it and ride it out, knowing that it will soon crest like a wave and pass.

◦ KNOWING YOUR "NO"

You're likely to be offered a drink at times when you don't want one. Have a polite, convincing "no thanks" ready. The faster you can say no to these offers, the less likely you are to give in. If you hesitate it allows time to think of excuses.

If you want to quit drinking altogether, the last three strategies can help. In addition, you may wish to ask for support from people who might be willing to help such as a spouse or non-drinking friends. Joining Alcoholics Anonymous or another mutual support group is a way to acquire a network of friends who have found ways to live without alcohol. If you're dependent on alcohol and decide to stop drinking completely, don't do it alone. Sudden withdrawal from heavy drinking can cause dangerous side effects such as seizures. See a doctor to plan a safe recovery.

*Adapted from NIAAA Clinician's Guide